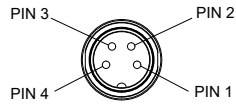


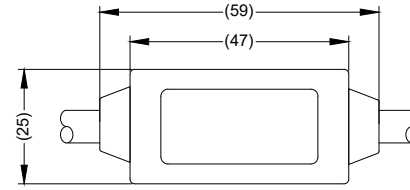
Revision Notes				
R1 -				
APA: -	Drawn:-	Checked:-	Approved:-	Date: -

### VIEW A

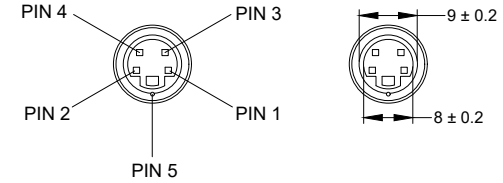


BINDER CONNECTOR  
MALE MATING FACE

PIN #	WIRE COLOUR	DESCRIPTION
1	YELLOW	VIDEO
2	SHIELD	GROUND
3	RED	+12/24v
4	BLACK	GROUND



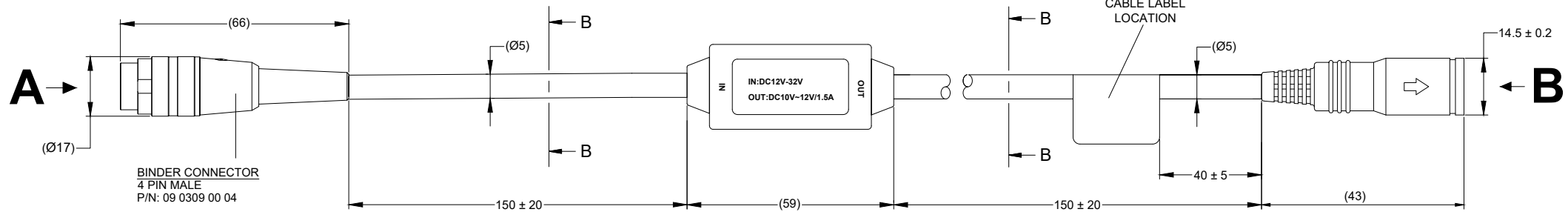
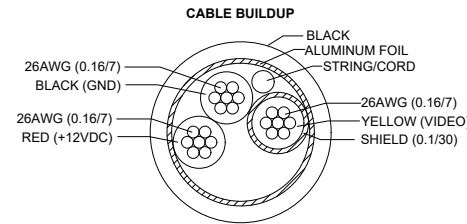
### VIEW B



4 PIN MINI DIN FEMALE  
MATING FACE

PIN #	WIRE COLOUR	DESCRIPTION
1	YELLOW	VIDEO
2	RED	POWER
3	-	N/C
4	-	N/C
5	SHIELD/BLACK	GROUND

### SECTION B-B



BINDER CONNECTOR  
4 PIN MALE  
P/N: 09 0309 00 04

- NOTES:
- FOR LABELING AND PACKAGING DETAIL REFER TO MASTER BOM
  - 24Vdc TO 12Vdc VOLTAGE REGULATOR ENCASED IN MOLDED BLOCK.
  - MAXIMUM OUTPUT CURRENT 1.5 AMPS.
  - ARROW MUST LINE UP WITH CONNECTOR LUG.

#### PROPRIETARY NOTICE

THIS DESIGN AND TECHNICAL INFORMATION APPEARING ON THIS DRAWING IS THE PROPERTY OF BRIGADE ELECTRONICS, AND IS DISCLOSED IN CONFIDENCE. IT IS NOT TO BE COPIED, REPRODUCED, REVEALED TO OR EXPROPRIATED BY OTHERS, EITHER IN WHOLE OR IN PART WITHOUT THE EXPRESS WRITTEN CONSENT OF BRIGADE ELECTRONICS.

Customer Approval  
H. Groen 02/06/2020

Assembly Pl Approval J. LAM 02/06/2020	Approved by B. CHILDS	Checked by A. FOSTER	Drawn by J. TYRRELL
Angle of Projection 	Units mm	Scale N/A	Released 08/06/20
Third Angle	Status RELEASED	AC-24-12(012)	
	Part No 6116	BE-004337-00-20	

**BRIGADE**